



COMMUNITY FEEDBACK

A review of survey results
of the Jordan-Elbridge Schools
from district families - July 2022

522

Total survey responses



Instructional Components

All school buildings & special education



Non-instructional Components

Transportation, buildings & grounds, technology, food service

RATINGS 1 -5

A **progressive rating scale** was used to collect feedback, with 1 being "strongly disagree" & 5 being "strongly agree".

Results were standardized in this **summary of responses** to show the percentages of 4+5 (agree/strongly agree) earned for each question.

Instructional

Q1: POSITIVE PLACE

EE	JEDIS	MS	HS
90%	87%	83%	77%

Our school is a positive place for families and students.

Q2: ACADEMIC SUCCESS

EE	JEDIS	MS	HS
95%	93%	90%	77%

Our school provides opportunities for students to achieve academic success.

Q3: SAFE ENVIRONMENT

EE	JEDIS	MS	HS
93%	87%	90%	80%

Our school provides a safe environment for children.

Q4-5: MEETS ACADEMIC/NON-ACADEMIC NEEDS

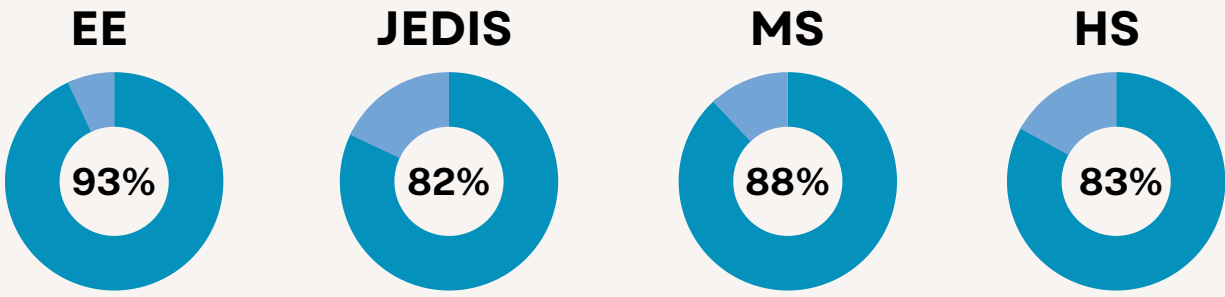
EE	JEDIS	MS	HS
90%	85%	72%	77%

Our school meets the academic needs of children.

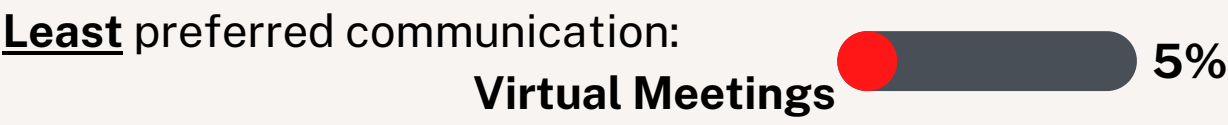
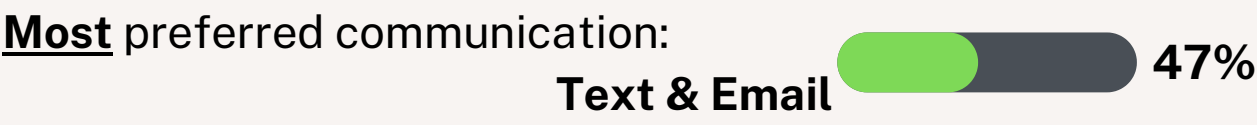
87%	78%	78%	69%
-----	-----	-----	-----

Our school meets the non-academic needs of children.


Q6-7: COMMUNICATION



Communication is open and effective at this school.



Q1: GENERAL SATISFACTION



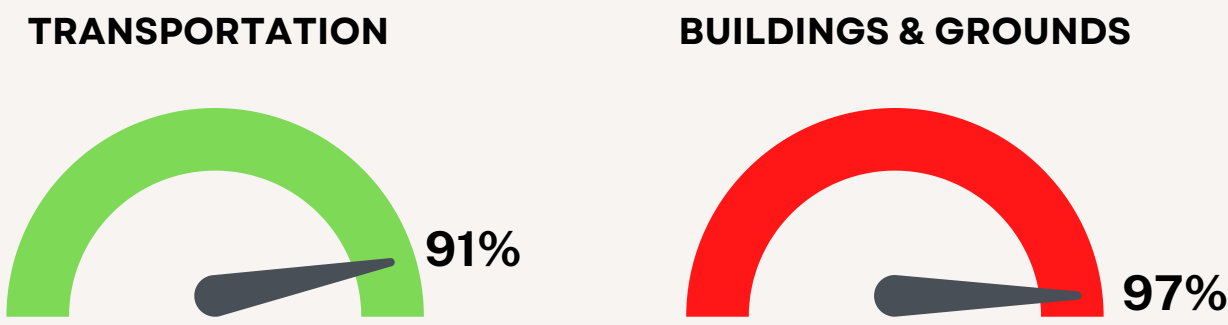
I am satisfied in my experience with this department.

Q2: ACCESS



I/We have the access needed and that we desire.

Q3: ATTENTIVENESS & PROFESSIONALISM



I/We are met with friendliness and professionalism.

