



JORDAN-ELBRIDGE CENTRAL SCHOOL DISTRICT

Janice Schue


Assistant Superintendent of Instruction/Director of Special Education

(315) 689-8500x5075

jschue1@jecsd.org

RECEIVED
SEP 14 2018

BY:

TO: Mr. James Froio, Superintendent
Members of the Board of Education
FROM:  Janice Schue, Director of Special Education
RE: CSE Determinations for September 19, 2018 Board Meeting
DATE: September 12, 2018

August 31, 2018 CPSE Determinations

Requested Review Meeting

- **Case # 2990** - Based on a review of records, together with input from parents, current staff and teachers, the committee recommendation is to change the delivery location of related services . All other supports and services are appropriate at this time.

Requested Review Meeting

- **Case # 2939** - Based on a review of records, together with input from parents, current staff and teachers, the committee recommendation is to add Special Education Itinerant Teacher 10 hours per week and change the delivery location of related services. All other supports and services are appropriate at this time.

JAMES FROIO
JORDAN-ELBRIDGE CSD
PO BOX 902
JORDAN, NY 13080

FINGERPRINT CLEARANCE

FOR EMPLOYMENT

This is a notice that on 08/21/2018, **DAVID V OMILANOWICZ** filed his/her fingerprints with the New York State Education Department and has been cleared for employment in your school. Please note that this clearance is valid only for your school and may not be used for any other purpose, including but not limited to, employment at another school or institution. If your school no longer employs **DAVID V OMILANOWICZ**, you are required pursuant to Education Law and Regulations to notify OSPRA. Such notice should be made by submitting an online employment termination request or by filing a paper OSPRA 105 form, which is available on the OSPRA website.

DEBORAH A. MARRIOTT
OSPRA Fingerprinting Unit

Office of School Personnel Review and Accountability
NYS Education Department
89 Washington Avenue
Albany, NY 12234
(518)473-2998 -- Fax (518)473-8812
OSPRA@mail.nysed.gov
www.highered.nysed.gov/tcert/ospra/

[Close](#)

[Print](#)



JAMES FROIO
JORDAN-ELBRIDGE CSD
PO BOX 902
JORDAN, NY 13080

FINGERPRINT CLEARANCE

FOR EMPLOYMENT

This is a notice that on 09/17/2018, **EVELYN L BURKE** filed his/her fingerprints with the New York State Education Department and has been cleared for employment in your school. Please note that this clearance is valid only for your school and may not be used for any other purpose, including but not limited to, employment at another school or institution. If your school no longer employs **EVELYN L BURKE**, you are required pursuant to Education Law and Regulations to notify OSPRA. Such notice should be made by submitting an online employment termination request or by filing a paper OSPRA 105 form, which is available on the OSPRA website.

DEBORAH A. MARRIOTT
OSPRA Fingerprinting Unit

Office of School Personnel Review and Accountability
NYS Education Department
89 Washington Avenue
Albany, NY 12234
(518)473-2998 -- Fax (518)473-8812
OSPRA@mail.nysed.gov
www.highered.nysed.gov/tcert/ospra/

Close

Print

JORDAN - ELBRIDGE CSD

Revenue Status Report From 7/1/2018 To 8/31/2018



Account	Description	Budget	Adjustments	Revised Budget	Revenue Earned	Unearned Revenue
<u>A 1001</u>	Real Property Taxes School	12,471,747.00	0.00	12,471,747.00	10,441,195.64	2,030,551.36
<u>A 1081</u>	Other Payments in Lieu of Taxes	464,632.00	0.00	464,632.00	0.00	464,632.00
<u>A 1085</u>	School Tax Relief (STAR)	0.00	0.00	0.00	2,033,992.80	-2,033,992.80
<u>A 1090</u>	Interest & Penalties School Taxes	14,000.00	0.00	14,000.00	0.00	14,000.00
<u>A 1120</u>	Non Property Tax Distribution Counties	30,000.00	0.00	30,000.00	11,855.43	18,144.57
<u>A 1335</u>	Other Student Fees/Charges from Indiv	10,000.00	0.00	10,000.00	206.99	9,793.01
<u>A 1410</u>	Admissions from Individuals	1,500.00	0.00	1,500.00	0.00	1,500.00
<u>A 2230</u>	Day School Tuition Other Districts	0.00	0.00	0.00	18,745.00	-18,745.00
<u>A 2291</u>	Narcotic Control Services for BOCES	20,000.00	0.00	20,000.00	0.00	20,000.00
<u>A 2401</u>	Interest & Earnings	8,000.00	0.00	8,000.00	2,432.44	5,567.56
<u>A 2412</u>	Rental of Real Property Other Gov'ts	0.00	0.00	0.00	3,000.00	-3,000.00
<u>A 2413</u>	Rental of Real Property BOCES	6,500.00	0.00	6,500.00	0.00	6,500.00
<u>A 2450</u>	Commissions	0.00	0.00	0.00	148.40	-148.40
<u>A 2701</u>	Refund Prior Year BOCES Expenditures	150,000.00	0.00	150,000.00	0.00	150,000.00
<u>A 2703</u>	Refund Prior Year Other Expenditures	20,000.00	0.00	20,000.00	756.28	19,243.72
<u>A 2770</u>	Misc Revenue from Local Sources	92,000.00	0.00	92,000.00	340,069.25	-248,069.25
<u>A 2771</u>	Misc Revenue-Retiree Health Ins.	0.00	0.00	0.00	4,166.84	-4,166.84
<u>A 2771.1</u>	Misc Revenue-Retiree Dental Ins.	0.00	0.00	0.00	1,596.96	-1,596.96
<u>A 2773</u>	Misc Revenue Transportation	4,900.00	0.00	4,900.00	7,778.80	-2,878.80
<u>A 3101.0</u>	State Aid Basic Formula Aid	10,761,251.00	0.00	10,761,251.00	0.00	10,761,251.00
<u>A 3101.1</u>	State Aid Excess Cost Aid	1,595,000.00	0.00	1,595,000.00	0.00	1,595,000.00
<u>A 3102</u>	State Aid Lottery	1,533,900.00	0.00	1,533,900.00	0.00	1,533,900.00
<u>A 3102.1</u>	State Aid VLT Lottery	622,000.00	0.00	622,000.00	0.00	622,000.00
<u>A 3103</u>	State Aid BOCES	1,642,642.00	0.00	1,642,642.00	0.00	1,642,642.00
<u>A 3260</u>	State Aid Textbook Aid (Inc Lottery Ai	73,100.00	0.00	73,100.00	0.00	73,100.00
<u>A 3262</u>	State Aid Computer Software/Hardware	41,300.00	0.00	41,300.00	0.00	41,300.00
<u>A 3263</u>	State Aid Library	7,800.00	0.00	7,800.00	0.00	7,800.00
<u>A 3289</u>	State Aid Other	23,200.00	0.00	23,200.00	13,243.74	9,956.26
<u>A 4601</u>	Federal Aid Medicaid	20,000.00	0.00	20,000.00	40,618.69	-20,618.69
<u>A 5050</u>	Interfund Transfers from Debt Service Fund	112,000.00	0.00	112,000.00	0.00	112,000.00
A Totals:		29,725,472.00	0.00	29,725,472.00	12,919,807.26	16,805,664.74
Grand Totals:		29,725,472.00	0.00	29,725,472.00	12,919,807.26	16,805,664.74

JORDAN - ELBRIDGE CSD

Appropriation Status Detail Report By Function From 7/1/2018 To 8/31/2018



Account	Description		Budget	Adjustments	Adj. Budget	Expensed	Encumbered	Available
<u>A 1010.400-00-000</u>	BOE Contractual Expenses		7,800.00	72.50	7,872.50	870.00	129.32	6,873.18
<u>A 1010.450-00-000</u>	BOE Materials & Supplies		1,000.00	0.00	1,000.00	0.00	200.00	800.00
1010	BOARD OF EDUCATION	*	8,800.00	72.50	8,872.50	870.00	329.32	7,673.18
<u>A 1040.160-00-000</u>	District Clerk Salary		5,500.00	0.00	5,500.00	916.68	4,583.32	0.00
<u>A 1040.400-00-000</u>	District Clerk Contractual Expenses		2,600.00	0.00	2,600.00	0.00	1,600.00	1,000.00
<u>A 1040.450-00-000</u>	District Clerk Materials & Supplies		450.00	0.00	450.00	0.00	0.00	450.00
1040	DISTRICT CLERK	*	8,550.00	0.00	8,550.00	916.68	6,183.32	1,450.00
<u>A 1060.400-00-000</u>	District Meeting Contractual Expense		2,450.00	0.00	2,450.00	0.00	0.00	2,450.00
<u>A 1060.450-00-000</u>	District Meeting Materials & Supplies		300.00	0.00	300.00	0.00	0.00	300.00
1060	DISTRICT MEETING	*	2,750.00	0.00	2,750.00	0.00	0.00	2,750.00
<u>A 1240.150-00-000</u>	Superintendent Salary		154,900.00	0.00	154,900.00	25,084.32	125,421.68	4,394.00
<u>A 1240.152-00-000</u>	Superintendent Mileage/Insurance		9,000.00	0.00	9,000.00	500.00	8,500.00	0.00
<u>A 1240.160-00-000</u>	Superintendent Office Salaries		46,065.00	0.00	46,065.00	6,034.00	0.00	40,031.00
<u>A 1240.164-00-000</u>	Superintendent Non Instructional OT		200.00	0.00	200.00	72.73	0.00	127.27
<u>A 1240.400-00-000</u>	Superintendent Contractual		9,000.00	0.00	9,000.00	0.00	2,028.00	6,972.00
<u>A 1240.450-00-000</u>	Superintendent Materials & Supplies		1,200.00	22.00	1,222.00	22.00	460.11	739.89
1240	CHIEF SCHOOL ADMINISTRATOR	*	220,365.00	22.00	220,387.00	31,713.05	136,409.79	52,264.16
<u>A 1310.160-00-000</u>	Business Office Support Salaries		136,500.00	0.00	136,500.00	20,889.22	43,765.00	71,845.78
<u>A 1310.164-00-000</u>	Business Non Instructional Overtime		500.00	0.00	500.00	144.43	0.00	355.57
<u>A 1310.400-00-000</u>	Business Contractual Expenses		2,800.00	1,150.00	3,950.00	0.28	1,190.00	2,759.72
<u>A 1310.450-00-000</u>	Business Office Materials & Supplies		6,400.00	139.34	6,539.34	189.22	215.00	6,135.12
<u>A 1310.490-00-000</u>	BOCES Business Office Services		89,140.00	0.00	89,140.00	0.00	54,841.49	34,298.51
1310	BUSINESS ADMINISTRATION	*	235,340.00	1,289.34	236,629.34	21,223.15	100,011.49	115,394.70
<u>A 1320.400-00-000</u>	Auditing Contractual Expenses		23,350.00	12,550.00	35,900.00	350.00	14,300.00	21,250.00
1320	AUDITING	*	23,350.00	12,550.00	35,900.00	350.00	14,300.00	21,250.00
<u>A 1325.160-00-000</u>	Treasurer Salaries		26,160.00	0.00	26,160.00	4,376.48	21,882.52	-99.00
<u>A 1325.400-00-000</u>	Treasurer Contractual Expenses		500.00	0.00	500.00	0.00	0.00	500.00
1325	TREASURER	*	26,660.00	0.00	26,660.00	4,376.48	21,882.52	401.00
<u>A 1330.400-00-000</u>	Tax Collector Contractual Expense		15,000.00	0.00	15,000.00	0.00	8,640.00	6,360.00
1330	TAX COLLECTOR	*	15,000.00	0.00	15,000.00	0.00	8,640.00	6,360.00
<u>A 1345.160-00-000</u>	Purchasing Salaries		4,630.00	0.00	4,630.00	750.00	3,750.00	130.00
<u>A 1345.400-00-000</u>	Purchasing Contractual Expenses		230.00	0.00	230.00	0.00	0.00	230.00
<u>A 1345.490-00-000</u>	BOCES Purchasing Services		4,020.00	0.00	4,020.00	0.00	3,826.00	194.00

JORDAN - ELBRIDGE CSD

Appropriation Status Detail Report By Function From 7/1/2018 To 8/31/2018



Account	Description		Budget	Adjustments	Adj. Budget	Expensed	Encumbered	Available
1345	PURCHASING	*	8,880.00	0.00	8,880.00	750.00	7,576.00	554.00
<u>A 1420.400-00-000</u>	Legal Services		75,000.00	8,713.66	83,713.66	3,098.75	29,187.50	51,427.41
<u>A 1420.401-00-000</u>	Financial Advisor		8,000.00	550.00	8,550.00	0.00	550.00	8,000.00
<u>A 1420.490-00-000</u>	BOCES Legal Services		37,000.00	0.00	37,000.00	0.00	31,880.52	5,119.48
1420	LEGAL	*	120,000.00	9,263.66	129,263.66	3,098.75	61,618.02	64,546.89
<u>A 1430.160-00-000</u>	Personnel Support Salaries		49,160.00	0.00	49,160.00	6,672.95	0.00	42,487.05
<u>A 1430.400-00-000</u>	Personnel Support Contractual		30,500.00	500.00	31,000.00	6,979.00	1,361.40	22,659.60
<u>A 1430.450-00-000</u>	Personnel Materials & Supplies		1,250.00	493.66	1,743.66	90.33	413.00	1,240.33
<u>A 1430.490-00-000</u>	BOCES Personnel Services		23,000.00	0.00	23,000.00	0.00	18,696.00	4,304.00
1430	PERSONNEL	*	103,910.00	993.66	104,903.66	13,742.28	20,470.40	70,690.98
<u>A 1460.450-00-000</u>	Records Management Materials		6,000.00	0.00	6,000.00	0.00	0.00	6,000.00
1460	RECORDS MANAGEMENT OFFICER	*	6,000.00	0.00	6,000.00	0.00	0.00	6,000.00
<u>A 1480.400-00-000</u>	Public Info Contractual Expenses		1,000.00	0.00	1,000.00	0.00	0.00	1,000.00
<u>A 1480.450-00-000</u>	Public Info Materials & Supplies		500.00	0.00	500.00	0.00	0.00	500.00
<u>A 1480.490-00-000</u>	BOCES Public Info Services		93,250.00	0.00	93,250.00	0.00	91,405.05	1,844.95
1480	PUBLIC INFORMATION & SERVICES	*	94,750.00	0.00	94,750.00	0.00	91,405.05	3,344.95
<u>A 1620.160-00-000</u>	Operation of Plant Salaries		662,000.00	0.00	662,000.00	86,444.96	168,901.64	406,653.40
<u>A 1620.164-00-000</u>	Operation of Plant Overtime		40,000.00	0.00	40,000.00	7,363.67	0.00	32,636.33
<u>A 1620.167-00-000</u>	Operation of Plant Summer Help		44,900.00	0.00	44,900.00	25,612.60	0.00	19,287.40
<u>A 1620.200-00-000</u>	Operation of Plant Equipment		64,000.00	150.00	64,150.00	13,851.18	43,802.48	6,496.34
<u>A 1620.400-00-000</u>	Operation of Plant Contractual Expense		84,000.00	3,209.39	87,209.39	30,143.56	20,551.41	36,514.42
<u>A 1620.420-00-000</u>	Electricity		300,000.00	0.00	300,000.00	37,764.32	188,821.60	73,414.08
<u>A 1620.421-00-000</u>	Natural Gas		135,000.00	0.00	135,000.00	16,814.78	84,073.90	34,111.32
<u>A 1620.422-00-000</u>	Water & Sewer		18,500.00	744.99	19,244.99	461.64	17,675.68	1,107.67
<u>A 1620.425-00-000</u>	Trash Removal		21,250.00	711.58	21,961.58	1,662.02	15,163.36	5,136.20
<u>A 1620.450-00-000</u>	Operations of Plant Materials & Supply		80,000.00	38,550.82	118,550.82	56,590.55	13,628.99	48,331.28
1620	OPERATION OF PLANT	*	1,449,650.00	43,366.78	1,493,016.78	276,709.28	552,619.06	663,688.44
<u>A 1621.160-00-000</u>	Maintenance Salaries		183,000.00	0.00	183,000.00	26,212.60	0.00	156,787.40
<u>A 1621.163-00-000</u>	O&M-Substitute Salaries		42,000.00	0.00	42,000.00	1,465.20	0.00	40,534.80
<u>A 1621.164-00-000</u>	Maintenance Overtime		23,000.00	0.00	23,000.00	2,332.02	0.00	20,667.98
<u>A 1621.168-00-000</u>	Maintenance Snow Removal		12,000.00	0.00	12,000.00	0.00	0.00	12,000.00
<u>A 1621.200-00-000</u>	Maintenance Equipment		80,000.00	100.00	80,100.00	15,000.00	55,395.73	9,704.27
<u>A 1621.400-00-000</u>	Maintenance Contractual		140,000.00	30,733.23	170,733.23	26,508.91	30,413.96	113,810.36

JORDAN - ELBRIDGE CSD

Appropriation Status Detail Report By Function From 7/1/2018 To 8/31/2018



Account	Description		Budget	Adjustments	Adj. Budget	Expensed	Encumbered	Available
<u>A 1621.450-00-000</u>	Maintenance Materials & Supplies		70,000.00	7,515.40	77,515.40	39,658.32	25,645.38	12,211.70
<u>A 1621.500-00-000</u>	Maintenance-Fuel		10,000.00	3,000.00	13,000.00	2,085.39	10,914.61	0.00
1621	MAINTENANCE OF PLANT	*	560,000.00	41,348.63	601,348.63	113,262.44	122,369.68	365,716.51
<u>A 1660.160-00-000</u>	Central Storeroom Salaries		8,600.00	0.00	8,600.00	0.00	0.00	8,600.00
1660	CENTRAL STOREROOM	*	8,600.00	0.00	8,600.00	0.00	0.00	8,600.00
<u>A 1670.160-00-000</u>	Central Printing & Mailing Salaries		8,600.00	0.00	8,600.00	2,005.06	0.00	6,594.94
<u>A 1670.400-00-000</u>	Central Printing Contractual		10,000.00	0.00	10,000.00	2,172.66	6,517.98	1,309.36
<u>A 1670.450-00-000</u>	Central Printing Materials & Supplies		1,000.00	0.00	1,000.00	0.00	0.00	1,000.00
<u>A 1670.451-00-000</u>	Postage & Express Delivery		27,500.00	0.00	27,500.00	538.67	4,161.33	22,800.00
1670	CENTRAL PRINTING & MAILING	*	47,100.00	0.00	47,100.00	4,716.39	10,679.31	31,704.30
<u>A 1680.160-00-000</u>	Central Data Processing Salaries		4,115.00	0.00	4,115.00	666.68	3,333.32	115.00
<u>A 1680.220-00-000</u>	Central Data Processing Hardware		3,500.00	0.00	3,500.00	0.00	0.00	3,500.00
<u>A 1680.400-00-000</u>	Computer Contractual Expenses		23,000.00	5,000.00	28,000.00	72.34	5,797.18	22,130.48
<u>A 1680.450-00-000</u>	Computer Materials & Supplies		1,000.00	0.00	1,000.00	0.00	0.00	1,000.00
<u>A 1680.490-00-000</u>	BOCES Central Data Processing Service		519,000.00	0.00	519,000.00	0.00	421,335.82	97,664.18
1680	CENTRAL DATA PROCESSING	*	550,615.00	5,000.00	555,615.00	739.02	430,466.32	124,409.66
<u>A 1910.426-00-000</u>	Liability Insurance		128,000.00	0.00	128,000.00	101,686.43	13,452.00	12,861.57
1910	UNALLOCATED INSURANCE	*	128,000.00	0.00	128,000.00	101,686.43	13,452.00	12,861.57
<u>A 1920.400-00-000</u>	School Association Dues		12,200.00	0.00	12,200.00	0.00	750.00	11,450.00
1920	SCHOOL ASSOCIATION DUES	*	12,200.00	0.00	12,200.00	0.00	750.00	11,450.00
<u>A 1930.400-00-000</u>	Judgements & Claims		1,000.00	0.00	1,000.00	0.00	0.00	1,000.00
1930	JUDGMENTS & CLAIMS	*	1,000.00	0.00	1,000.00	0.00	0.00	1,000.00
<u>A 1981.490-00-000</u>	BOCES Administrative Services		229,000.00	0.00	229,000.00	202,389.53	23,828.00	2,782.47
1981	BOCES ADMINISTRATIVE COSTS	*	229,000.00	0.00	229,000.00	202,389.53	23,828.00	2,782.47
1		***	3,860,520.00	113,906.57	3,974,426.57	776,543.48	1,622,990.28	1,574,892.81
<u>A 2010.400-00-000</u>	Curriculum Development Contractual		500.00	0.00	500.00	0.00	0.00	500.00
<u>A 2010.450-00-000</u>	Curriculum Develop Materials & Supply		1,500.00	0.00	1,500.00	0.00	0.00	1,500.00
2010	CURRICULUM DEVEL & SUPERVISION	*	2,000.00	0.00	2,000.00	0.00	0.00	2,000.00
<u>A 2020.150-00-000</u>	Principal & Ass't Supt Salaries		507,500.00	0.00	507,500.00	108,947.62	397,166.81	1,385.57
<u>A 2020.152-00-000</u>	Supervision-Mileage		2,100.00	0.00	2,100.00	0.00	0.00	2,100.00
<u>A 2020.160-00-000</u>	Principal Office Salaries		159,500.00	0.00	159,500.00	18,957.40	113,329.44	27,213.16
<u>A 2020.163-00-000</u>	Clerical Sub. Salaries		8,000.00	0.00	8,000.00	144.30	0.00	7,855.70
<u>A 2020.164-00-000</u>	Principal Office Non Instructional OT		1,200.00	0.00	1,200.00	0.00	0.00	1,200.00

JORDAN - ELBRIDGE CSD

Appropriation Status Detail Report By Function From 7/1/2018 To 8/31/2018



Account	Description	Budget	Adjustments	Adj. Budget	Expensed	Encumbered	Available
<u>A 2020.165-00-000</u>	SRO Salaries	149,200.00	0.00	149,200.00	120.00	50,000.00	99,080.00
<u>A 2020.400-00-000</u>	Supervision Contractual	42,000.00	25,000.00	67,000.00	14.82	25,000.00	41,985.18
<u>A 2020.400-10-000</u>	Supervision Elbridge Elem Contractual	2,500.00	0.00	2,500.00	85.02	908.10	1,506.88
<u>A 2020.400-20-000</u>	Supervision Middle School Contractual	4,000.00	0.00	4,000.00	562.34	797.18	2,640.48
<u>A 2020.400-30-000</u>	Supervision High School Contractual	3,000.00	0.00	3,000.00	72.34	797.18	2,130.48
<u>A 2020.407-00-000</u>	Supervision Conference	500.00	0.00	500.00	0.00	0.00	500.00
<u>A 2020.450-00-000</u>	Supervision Materials & Supplies	16,000.00	1,063.71	17,063.71	1,784.20	1,188.71	14,090.80
<u>A 2020.450-10-000</u>	Supervision Elbridge Materials	4,000.00	171.25	4,171.25	1,205.34	1,867.51	1,098.40
<u>A 2020.450-20-000</u>	Supervision Middle School Materials	6,500.00	1,298.20	7,798.20	848.85	449.35	6,500.00
<u>A 2020.450-30-000</u>	Supervision High School Materials	5,500.00	116.48	5,616.48	0.00	664.71	4,951.77
2020	SUPERVISION-REGULAR SCHOOL	911,500.00	27,649.64	939,149.64	132,742.23	592,168.99	214,238.42
<u>A 2060.490-00-000</u>	BOCES Research Plan Service	105,600.00	0.00	105,600.00	0.00	90,283.00	15,317.00
2060	RESEARCH, PLANNING & EVALUAT	105,600.00	0.00	105,600.00	0.00	90,283.00	15,317.00
<u>A 2070.151-00-000</u>	Inservice Training Salaries	20,300.00	0.00	20,300.00	0.00	0.00	20,300.00
<u>A 2070.400-00-000</u>	Inservice Training Contractual	25,000.00	18,536.50	43,536.50	7,098.63	12,216.50	24,221.37
<u>A 2070.401-00-000</u>	Inservice Staff Develop Contractual	25,000.00	606.38	25,606.38	606.39	1,775.14	23,224.85
<u>A 2070.450-00-000</u>	Inservice Materials & Supplies	4,000.00	164.75	4,164.75	481.90	602.50	3,080.35
<u>A 2070.490-00-000</u>	BOCES Inservice Training Service	54,500.00	0.00	54,500.00	0.00	48,683.00	5,817.00
2070	INSERVICE TRAINING-INSTRUCTION	128,800.00	19,307.63	148,107.63	8,186.92	63,277.14	76,643.57
<u>A 2110.120-00-000</u>	Tchg Reg School Salaries K - 6	2,586,000.00	0.00	2,586,000.00	0.00	2,580,378.19	5,621.81
<u>A 2110.127-00-000</u>	Tchg Reg School-TA's Gr K-6	9,200.00	3,000.00	12,200.00	0.00	26,353.25	-14,153.25
<u>A 2110.130-00-000</u>	Tchg Reg School Salaries 7 - 12	3,225,000.00	0.00	3,225,000.00	4,991.68	3,048,644.46	171,363.86
<u>A 2110.137-00-000</u>	Tchg Reg School-TA's Gr 7-12	73,200.00	0.00	73,200.00	0.00	89,160.75	-15,960.75
<u>A 2110.140-00-000</u>	Substitute Teacher Salaries	265,000.00	0.00	265,000.00	0.00	0.00	265,000.00
<u>A 2110.144-00-000</u>	Other Instruction Sal Outside WD	32,000.00	0.00	32,000.00	512.07	0.00	31,487.93
<u>A 2110.150-00-000</u>	Instructional Salaries Staff Develop	25,000.00	0.00	25,000.00	5,626.69	617.00	18,756.31
<u>A 2110.151-00-000</u>	Mentors Salaries	9,110.00	0.00	9,110.00	0.00	4,424.00	4,686.00
<u>A 2110.200-00-000</u>	Tchg Reg School Equipment	45,000.00	0.00	45,000.00	0.00	10,569.98	34,430.02
<u>A 2110.400-00-000</u>	Tchg Reg School Contractual	80,000.00	14,514.76	94,514.76	1,340.00	9,074.76	84,100.00
<u>A 2110.400-10-000</u>	Tchg Reg School Elbridge Contractual	13,000.00	-2,000.01	10,999.99	999.00	1,000.00	9,000.99
<u>A 2110.400-20-000</u>	Tchg Reg School Middle Contractual	25,000.00	1,396.00	26,396.00	78.00	2,318.00	24,000.00
<u>A 2110.400-28-000</u>	Middle School-IB Contractual Expenses	14,000.00	0.00	14,000.00	0.00	0.00	14,000.00
<u>A 2110.400-30-000</u>	Tchg Reg School High School Contract	30,000.00	15.00	30,015.00	1,132.38	1,056.00	27,826.62

JORDAN - ELBRIDGE CSD

Appropriation Status Detail Report By Function From 7/1/2018 To 8/31/2018



Account	Description	Budget	Adjustments	Adj. Budget	Expensed	Encumbered	Available
<u>A 2110.450-00-000</u>	Tchg Reg School Materials & Supplies	23,000.00	66,651.70	89,651.70	14,686.14	51,965.56	23,000.00
<u>A 2110.450-10-000</u>	Tchg Reg School E E Materials	56,350.00	15,799.51	72,149.51	15,184.23	44,282.09	12,683.19
<u>A 2110.450-10-222</u>	Tchg Supplies-Elbridge-PBIS	2,500.00	258.75	2,758.75	256.36	895.91	1,606.48
<u>A 2110.450-20-000</u>	Tchg Reg School M S Materials	44,000.00	16,402.30	60,402.30	11,445.21	15,284.37	33,672.72
<u>A 2110.450-30-000</u>	Tchg Reg School H S Material	66,000.00	19,425.52	85,425.52	14,584.14	19,225.97	51,615.41
<u>A 2110.480-10-000</u>	Tchg Reg School E E Textbooks	50,000.00	1,074.48	51,074.48	2,342.16	44,826.14	3,906.18
<u>A 2110.480-20-000</u>	Tchg Reg School M S Textbooks	21,090.00	8,459.82	29,549.82	7,527.47	10,162.73	11,859.62
<u>A 2110.480-30-000</u>	Tchg Reg School H S Textbooks	24,640.00	1,419.87	26,059.87	3,433.44	5,762.46	16,863.97
<u>A 2110.489-00-000</u>	Private School Textbooks	2,500.00	386.89	2,886.89	393.69	575.05	1,918.15
<u>A 2110.490-00-000</u>	BOCES Tchg Reg School Service	306,800.00	0.00	306,800.00	2,600.00	275,673.26	28,526.74
2110	TEACHING-REGULAR SCHOOL	7,028,390.00	146,804.59	7,175,194.59	87,132.66	6,242,249.93	845,812.00
<u>A 2250.150-00-000</u>	SWD Teacher Salaries	1,013,000.00	0.00	1,013,000.00	0.00	840,292.70	172,707.30
<u>A 2250.157-00-000</u>	SWD Teaching Assistants	305,000.00	0.00	305,000.00	0.00	187,987.12	117,012.88
<u>A 2250.160-00-000</u>	SWD Support Salaries	500.00	0.00	500.00	0.00	0.00	500.00
<u>A 2250.400-00-000</u>	SWD Contractual Expense	145,000.00	3,246.03	148,246.03	161.03	127,963.36	20,121.64
<u>A 2250.450-00-000</u>	SWD Materials & Supplies	18,000.00	2,475.80	20,475.80	1,982.98	1,322.20	17,170.62
<u>A 2250.471-00-000</u>	SWD Tuition Paid NYS Public School	5,000.00	0.00	5,000.00	0.00	0.00	5,000.00
<u>A 2250.472-00-000</u>	SWD Tuition Paid Other	120,000.00	19,118.35	139,118.35	17,949.83	0.00	121,168.52
<u>A 2250.490-00-000</u>	BOCES SWD Service	1,447,000.00	0.00	1,447,000.00	0.00	1,199,571.25	247,428.75
2250	PROGRAMS-STUDENTS W/ DISABIL	3,053,500.00	24,840.18	3,078,340.18	20,093.84	2,357,136.63	701,109.71
<u>A 2280.490-00-000</u>	Career & Technical Ed -BOCES Services	608,925.00	31,000.00	639,925.00	0.00	639,808.00	117.00
2280	OCCUPATIONAL EDUCATION	608,925.00	31,000.00	639,925.00	0.00	639,808.00	117.00
<u>A 2330.490-00-000</u>	BOCES Special Schools Services	63,500.00	0.00	63,500.00	0.00	54,775.00	8,725.00
2330	TEACHING-SPECIAL SCHOOLS	63,500.00	0.00	63,500.00	0.00	54,775.00	8,725.00
<u>A 2610.150-00-000</u>	Librarian Salaries	203,200.00	0.00	203,200.00	0.00	136,309.00	66,891.00
<u>A 2610.450-10-000</u>	Library & AV Elbridge Materials	500.00	292.04	792.04	292.04	0.00	500.00
<u>A 2610.450-20-000</u>	Library & AV Middle School Materials	750.00	0.00	750.00	0.00	0.00	750.00
<u>A 2610.450-30-000</u>	Library & AV High School Materials	750.00	0.00	750.00	0.00	0.00	750.00
<u>A 2610.460-10-000</u>	Library EE State Aid Library Materials	12,000.00	0.00	12,000.00	0.00	3,800.00	8,200.00
<u>A 2610.460-20-000</u>	Library MS State Aid Library Materials	3,000.00	0.00	3,000.00	0.00	0.00	3,000.00
<u>A 2610.460-30-000</u>	Library HS State Aid Library Materials	8,675.00	0.00	8,675.00	0.00	0.00	8,675.00
<u>A 2610.490-00-000</u>	BOCES Library & AV Service	70,400.00	1,800.00	72,200.00	-15,471.18	72,176.06	15,495.12
<u>A 2610.490-10-000</u>	BOCES Library & AV- Elbridge	3,000.00	0.00	3,000.00	2,922.51	0.00	77.49

JORDAN - ELBRIDGE CSD

Appropriation Status Detail Report By Function From 7/1/2018 To 8/31/2018



Account	Description		Budget	Adjustments	Adj. Budget	Expensed	Encumbered	Available
<u>A 2610.490-20-000</u>	BOCESLibrary & AV Middle School		5,000.00	0.00	5,000.00	3,350.86	0.00	1,649.14
<u>A 2610.490-30-000</u>	BOCES Library & AV High School		9,600.00	0.00	9,600.00	9,197.81	0.00	402.19
2610	SCHOOL LIBRARY & AUDIOVISUAL	*	316,875.00	2,092.04	318,967.04	292.04	212,285.06	106,389.94
<u>A 2630.150-00-000</u>	CAI Salaries		6,190.00	0.00	6,190.00	992.80	4,964.10	233.10
<u>A 2630.160-00-000</u>	CAI Support Salaries		195,000.00	0.00	195,000.00	24,455.38	122,524.65	48,019.97
<u>A 2630.162-00-000</u>	Director of IT-Mileage		500.00	0.00	500.00	83.32	416.68	0.00
<u>A 2630.164-00-000</u>	CAI Non Instructional Overtime		200.00	0.00	200.00	94.47	0.00	105.53
<u>A 2630.200-00-000</u>	CAI Equipment		3,500.00	2,960.00	6,460.00	0.00	2,960.00	3,500.00
<u>A 2630.220-00-000</u>	Computer Hardware		27,000.00	0.00	27,000.00	0.00	4,243.08	22,756.92
<u>A 2630.400-00-000</u>	CAI-Contractual		0.00	196,871.84	196,871.84	0.00	196,871.84	0.00
<u>A 2630.450-00-000</u>	CAI Materials & Supplies		20,000.00	3,083.10	23,083.10	3,949.93	4,811.13	14,322.04
<u>A 2630.460-00-000</u>	Computer Software		25,000.00	5,692.51	30,692.51	3,049.45	7,311.60	20,331.46
<u>A 2630.490-00-000</u>	BOCES CAI Technology Service		570,000.00	-1,800.00	568,200.00	0.00	486,448.64	81,751.36
2630	COMPUTER ASSISTED INSTRUCTION	*	847,390.00	206,807.45	1,054,197.45	32,625.35	830,551.72	191,020.38
<u>A 2810.150-00-000</u>	Guidance Instructional Salaries		324,000.00	0.00	324,000.00	6,483.79	302,202.17	15,314.04
<u>A 2810.160-00-000</u>	Guidance Support Salaries		29,100.00	0.00	29,100.00	4,776.68	23,874.72	448.60
<u>A 2810.400-30-000</u>	Guidance High School Contractual		500.00	0.00	500.00	0.00	442.98	57.02
<u>A 2810.450-20-000</u>	Guidance Middle School Materials		250.00	0.00	250.00	0.00	0.00	250.00
<u>A 2810.450-30-000</u>	Guidance High School Materials		500.00	0.00	500.00	99.76	394.41	5.83
2810	GUIDANCE-REGULAR SCHOOL	*	354,350.00	0.00	354,350.00	11,360.23	326,914.28	16,075.49
<u>A 2815.160-00-000</u>	Nurses Salaries		115,000.00	0.00	115,000.00	908.34	73,175.00	40,916.66
<u>A 2815.400-00-000</u>	Health Services Contractual		14,500.00	1,800.00	16,300.00	0.00	6,000.00	10,300.00
<u>A 2815.400-10-000</u>	Health Services-Contractual-EE		0.00	100.00	100.00	95.00	0.00	5.00
<u>A 2815.450-00-000</u>	Health Services Materials		2,800.00	1,443.05	4,243.05	0.00	1,443.05	2,800.00
<u>A 2815.450-10-000</u>	Nurses Elbridge Materials		800.00	-100.00	700.00	0.00	298.12	401.88
<u>A 2815.450-20-000</u>	Nurses Middle School Materials		2,500.00	674.13	3,174.13	68.42	588.26	2,517.45
<u>A 2815.450-30-000</u>	Nurses High School Materials		500.00	315.93	815.93	291.26	0.00	524.67
2815	HEALTH SERVICES-REGULAR SCHOOL	*	136,100.00	4,233.11	140,333.11	1,363.02	81,504.43	57,465.66
<u>A 2820.150-00-000</u>	Psychologist Salaries		116,000.00	0.00	116,000.00	0.00	124,480.90	-8,480.90
<u>A 2820.450-10-000</u>	Psychologist Elbridge Materials		500.00	0.00	500.00	0.00	0.00	500.00
2820	PSYCHOLOGICAL SRVC-REG SCHOOL	*	116,500.00	0.00	116,500.00	0.00	124,480.90	-7,980.90
<u>A 2825.150-00-000</u>	Social Worker Salaries		132,500.00	0.00	132,500.00	0.00	134,669.09	-2,169.09
<u>A 2825.400-30-000</u>	Social Worker High School Contractual		250.00	0.00	250.00	0.00	0.00	250.00

JORDAN - ELBRIDGE CSD

Appropriation Status Detail Report By Function From 7/1/2018 To 8/31/2018



Account	Description	Budget	Adjustments	Adj. Budget	Expensed	Encumbered	Available
<u>A 2825.450-10-000</u>	Social Worker Elbridge Materials	600.00	0.00	600.00	0.00	0.00	600.00
<u>A 2825.450-30-000</u>	Social Worker-High School-Materials	500.00	0.00	500.00	0.00	0.00	500.00
2825	SOCIAL WORK SRVC-REG SCHOOL	133,850.00	0.00	133,850.00	0.00	134,669.09	-819.09
<u>A 2850.150-00-000</u>	Cocurricular Instructional Salaries	98,000.00	0.00	98,000.00	539.00	83,267.44	14,193.56
<u>A 2850.150-33-000</u>	Marching Band Salaries	37,450.00	0.00	37,450.00	10,719.12	14,291.88	12,439.00
<u>A 2850.156-00-000</u>	Proctor Pay	44,000.00	0.00	44,000.00	2,939.04	0.00	41,060.96
<u>A 2850.160-00-000</u>	CoCurricular Support Salaries	3,400.00	0.00	3,400.00	333.32	2,930.68	136.00
<u>A 2850.400-00-000</u>	CoCurricular Contractual Expenses	2,500.00	0.00	2,500.00	0.00	0.00	2,500.00
<u>A 2850.400-33-000</u>	Marching Band Contractual	20,525.00	658.00	21,183.00	5,830.00	3,858.00	11,495.00
<u>A 2850.450-30-000</u>	CoCurricular High School Materials	2,500.00	0.00	2,500.00	0.00	70.00	2,430.00
<u>A 2850.450-33-000</u>	Marching Band Materials & Supplies	14,400.00	78.96	14,478.96	0.00	3,242.35	11,236.61
2850	CO-CURRICULAR ACTIV-REG SCHL	222,775.00	736.96	223,511.96	20,360.48	107,660.35	95,491.13
<u>A 2855.150-00-000</u>	Interscholastic Instructional Salaries	261,500.00	0.00	261,500.00	17,706.88	165,772.88	78,020.24
<u>A 2855.151-00-000</u>	Interscholastic Director Salary	45,525.00	0.00	45,525.00	5,466.65	34,166.69	5,891.66
<u>A 2855.160-00-000</u>	Interscholastic Athletics Support Sal	80,000.00	0.00	80,000.00	7,516.02	71,628.83	855.15
<u>A 2855.400-00-000</u>	Interscholastic Athletics Contractual	67,565.00	5,186.25	72,751.25	2,206.10	12,848.43	57,696.72
<u>A 2855.450-00-000</u>	Interscholastic Athletic Materials	62,000.00	3,232.91	65,232.91	6,259.89	19,159.39	39,813.63
2855	INTERSCHOL ATHLETICS-REG SCHL	516,590.00	8,419.16	525,009.16	39,155.54	303,576.22	182,277.40
2		14,546,645.00	471,890.76	15,018,535.76	353,312.31	12,161,340.74	2,503,882.71
<u>A 5510.160-00-000</u>	Transportation Salaries	1,128,520.00	0.00	1,128,520.00	2,334.53	0.00	1,126,185.47
<u>A 5510.160-00-001</u>	Transportation Supervisor & Office Salary	109,000.00	0.00	109,000.00	14,995.84	74,979.16	19,025.00
<u>A 5510.161-00-000</u>	Transportation Extra Trip Salaries	53,300.00	0.00	53,300.00	773.50	0.00	52,526.50
<u>A 5510.163-00-000</u>	Transportation Substitutes	87,000.00	0.00	87,000.00	0.00	0.00	87,000.00
<u>A 5510.164-00-000</u>	Transportation Overtime	12,000.00	0.00	12,000.00	0.00	0.00	12,000.00
<u>A 5510.167-00-000</u>	Transportation Summer Help	16,000.00	0.00	16,000.00	29,518.04	0.00	-13,518.04
<u>A 5510.210-00-000</u>	Transportation-Bus Purchases	467,000.00	0.00	467,000.00	0.00	341,676.57	125,323.43
<u>A 5510.400-00-000</u>	Transportation Contractual Expenses	44,000.00	9,234.19	53,234.19	2,052.88	20,313.54	30,867.77
<u>A 5510.426-00-000</u>	Transportation Insurance	35,000.00	0.00	35,000.00	29,002.03	0.00	5,997.97
<u>A 5510.438-00-000</u>	Transportation Physicals	5,000.00	0.00	5,000.00	0.00	0.00	5,000.00
<u>A 5510.439-00-000</u>	Transportation Repairs on Buses	8,000.00	0.00	8,000.00	0.00	0.00	8,000.00
<u>A 5510.450-00-000</u>	Transportation Materials & Supplies	15,000.00	1,738.46	16,738.46	382.24	1,597.16	14,759.06
<u>A 5510.500-00-000</u>	Vehicle Fuel	162,000.00	0.00	162,000.00	5,504.64	100,000.00	56,495.36
<u>A 5510.501-00-000</u>	Oil, Lubricants, Additives, DEF...	4,800.00	458.70	5,258.70	0.00	874.70	4,384.00

JORDAN - ELBRIDGE CSD

Appropriation Status Detail Report By Function From 7/1/2018 To 8/31/2018



Account	Description		Budget	Adjustments	Adj. Budget	Expensed	Encumbered	Available
<u>A 9060.805-00-000</u>	Flex Spending Plan		4,000.00	2,342.00	6,342.00	0.00	3,782.00	2,560.00
9060	HOSPITAL, MEDICAL & DENTAL INS	*	3,787,445.00	2,342.00	3,789,787.00	687,225.22	3,088,977.58	13,584.20
<u>A 9080.800-00-000</u>	Employee Tuition		7,500.00	6,000.00	13,500.00	0.00	6,000.00	7,500.00
9080		*	7,500.00	6,000.00	13,500.00	0.00	6,000.00	7,500.00
<u>A 9711.600-00-000</u>	Serial Bonds - Principal - School		1,875,000.00	0.00	1,875,000.00	1,420,000.00	100,000.00	355,000.00
<u>A 9711.700-00-000</u>	Serial Bonds - Interest - School		739,742.00	0.00	739,742.00	178,975.00	178,106.25	382,660.75
9711		*	2,614,742.00	0.00	2,614,742.00	1,598,975.00	278,106.25	737,660.75
<u>A 9713.600-00-000</u>	Serial Bonds - Principal - BOCES		205,000.00	0.00	205,000.00	0.00	205,000.00	0.00
<u>A 9713.700-00-000</u>	Serial Bonds - Interest - BOCES		97,350.00	0.00	97,350.00	0.00	97,350.00	0.00
9713		*	302,350.00	0.00	302,350.00	0.00	302,350.00	0.00
<u>A 9789.600-00-000</u>	Energy Perf. Contract-Principal		190,064.00	0.00	190,064.00	0.00	189,045.57	1,018.43
<u>A 9789.700-00-000</u>	Energy Perf. Contract-Interest		25,936.00	0.00	25,936.00	0.00	25,935.17	0.83
9789		*	216,000.00	0.00	216,000.00	0.00	214,980.74	1,019.26
<u>A 9901.930-00-000</u>	Transfer to School Food Service Fund		10,000.00	0.00	10,000.00	0.00	0.00	10,000.00
<u>A 9901.950-00-000</u>	Transfer to Special Aid Fund		50,000.00	0.00	50,000.00	0.00	0.00	50,000.00
<u>A 9901.950-3Y-000</u>	Transfer to Special Aid Fund - 3 Yr Old Pre-K		154,000.00	0.00	154,000.00	0.00	0.00	154,000.00
<u>A 9901.950-4Y-000</u>	Transfer to Special Aid Fund-4 Yr Old Pre-K		168,300.00	0.00	168,300.00	0.00	0.00	168,300.00
9901	TRANSFER TO SPECIAL AID	*	382,300.00	0.00	382,300.00	0.00	0.00	382,300.00
<u>A 9950.900-00-000</u>	Transfer to Capital-Capital Outlay		100,000.00	0.00	100,000.00	0.00	0.00	100,000.00
9950	TRANSFER TO CAPITAL	*	100,000.00	0.00	100,000.00	0.00	0.00	100,000.00
9		***	10,257,637.00	-19,054.33	10,238,582.67	2,430,927.37	4,946,424.09	2,861,231.21
Fund ATotals:			31,027,272.00	588,666.33	31,615,938.33	3,673,961.44	19,304,484.18	8,637,492.71
Grand Totals:			31,027,272.00	588,666.33	31,615,938.33	3,673,961.44	19,304,484.18	8,637,492.71



JORDAN-ELBRIDGE CENTRAL SCHOOL DISTRICT

District Office: 9 Chappell Street, Jordan, NY 13080 • Mail: P.O. Box 902, Jordan, NY 13080
T: (315) 689-8500 • F: (315) 689-0084 • www.jecsd.org

Roxanne Miller
Treasurer
District Office
(315) 689-8500 x5113
rmiller@jecsd.org

To: James Froio, Superintendent
From: Roxanne Miller, Treasurer *Roxanne Miller*
Date: September 19, 2018
Re: Long-Range Financial Plan 2019-2024

I have developed a long range financial plan for your review. This plan should be used for planning purposes and to stimulate discussions during the strategic planning process. As part of the process, revenues and expenditures have been projected over a five-year period. These figures are estimates based on assumptions, historical data and current trends.

MAJOR REVENUE ASSUMPTIONS

- Tax Levy: the current assumption is that the tax levy will grow by the tax levy limit percentage.
- Projected Tax Levy calculations - (see attachment #1 - Tax Cap Calculator Results Report)
 - Tax base growth factor assumption = 1.007% (This assumes that there will be minimal growth in the community).
 - *Payment in Lieu of Taxes (PILOTs)* have been projected to remain at \$464,000, however the largest PILOT agreement (Tessy Plastics) is set to expire, and return to the tax rolls in 2021. Onondaga County IDA will provide the district with a 5 year projection at which time the long range financial plan will be updated. For 17-18 Tessy paid \$387,944 in PILOT payments and had a \$240,212 of taxes abated from the PILOT agreement. If Tessy returns to the tax rolls, the tax cap will be adjusted accordingly.
 - Allowable growth factor (CPI) is estimated at 1.02% for 2019-20 and 1.015% for the remaining four years. This is a somewhat conservative estimate.
 - The capital levy exclusion is based on the projected debt service and building aid schedule. The plan for any new debt service is to maintain a “neutral” capital levy exclusion associated with new capital projects. The assumption is that bus replacements will continue at \$467,000 per year to be funded through the general fund budget with the use of \$150,000 of bus reserves used for each of the next five years.
- State aid:
 - Foundation aid is projected to increase by 2.00% overall each year.
 - Excess cost aid is projected to increase by 1.00% overall each year.
 - Expenditure driven aids:
 - BOCES aid is projected to increase by 2.50% each year based on increased expenses.

- Transportation aid is projected to increase beginning in 2019-20 based on the additional kindergarten bus run.
 - Enrollment driven aids are expected remain flat which is consistent with the enrollment projections.
 - Textbook aid
 - Computer Software
 - Computer Hardware
 - Library materials
 - \$1M of appropriated fund balance continues to be used to help balance the budget. The district should closely monitor the level of this appropriation.

MAJOR EXPENSES ASSUMPTIONS

- Salaries
 - Collective bargaining agreements are due to expire at various dates. Salary increases of 2.80% has been used for 2019-20, followed by 2.50% for 2020-24. These percentages have been used to project an estimate. Actual settlements could vary. The budget forecast can be modified at any time.
- Employee Benefit Trends
 - The Teachers Retirement System (TRS) contribution rate is projected to increase each year. The 2018-19 rate is 10.62%. An assumption of 11.00% was used for 2020 increasing to 12.00% in 2024. These rates are expected to increase each year.
 - The Employees Retirement System (ERS) contribution rate at 15.00% for 2020 increasing to 16.00% in 2024. These rates are expected to increase each year.
 - Health, Dental and Vision is projected at overall rate increases of 3.0% each year. Although district trends for rate increases are low, increases are calculated due to continuation of coverage for retirees as well as replacement staff.
- Debt Service
 - The actual debt service schedule has been used in the forecast. The corresponding building aid has also been accounted for in the State aid projections.
- The BOCES budget is projected to grow 3.5% each year.
- Equipment is projected to remain flat.
- Contractual expenses are projected remain flat each year with the exception of a 2.5% increase in operations.
- Materials and supplies throughout the budget is projected to remain flat.

Please review the attached chart; "General (A) Fund Summary." (See attachment #2) Total revenue is expected to increase by 1.35% in 2020 and then by 1.79% in 2021, 1.78% in 2022, 1.61% in 2023 and 2.44% in 2024. Expenditures are expected to grow by 2.81% in 2020 and then by 2.22% in 2021, 2.62% in 2022, 1.59% in 2023 and by 2.47% in 2024. Even with the use of fund balance and reserves, the surplus/deficit is expected to grow by (\$321,864) in 2020 and then gradually increase each year until it reaches (\$1,345,253) in 2024. The challenge is that salary and benefit increases will outpace revenue growth. Both the General Fund Revenue and Expenditure charts provide a more in-depth illustration of these issues.

The General (A) Fund Expenditure Analysis ([see attachment #3](#)) illustrates that salary and benefit costs will increase at rates ranging from 3.63% down to 2.76%. The overall projected expenditure growth range is expected to be between 1.64% and 2.75%. The General (A) Fund Revenue Analysis ([see attachment #4](#)) shows that total revenues will grow at rates between 1.28% and 1.86%. The challenge will be to lobby for more state aid while keeping expenditure growth in check as it does not appear that raising taxes higher than the 2.00% will be an option for the district in the near future.

The debt service schedule will have a budgetary impact in 2022-23 as the EPC contract will be paid off in 2021-22. It will be critical to make both revenue and expenditure adjustments based on an updated debt service schedule as capital project financing is finalized and updated. Building aid, the debt service schedule and use of capital reserves will impact the tax levy limit calculations. It is important for the district to consider this factor when determining what tax levy will be recommended in these years.

In closing, this forecast contains estimates of revenues and expenditures. The actual results are expected to vary from this forecast. As recommended by the Office of the State Comptroller, there are contingencies built into any budget forecast. If surplus funds are available at the end of the fiscal year, the Board of Education will determine the best use of these funds in accordance with the Board's policy, which may include using these funds to reduce taxes, maintain programs and or fund reserves. This is an important part of discussing a budget forecast.

Tax Cap Calculator Results Report

2019 Forecast for Board of Education 9-19-18

	BUDGET			PROJECTIONS		
	2019	2020	2021	2022	2023	2024
Tax Levy Limit Before Adjustments and Exclusions						
Prior FYE Tax Levy	\$12,239,336	\$12,471,747	\$12,708,634	\$12,926,053	\$13,143,796	\$13,210,666
Tax Cap Reserve Plus Interest from Two Years Ago Used to Reduce Previous Year	\$0	\$0	\$0	\$0	\$0	\$0
Total Tax Cap Reserve Amount (including interest earned from Prior FYE)	\$0	\$0	\$0	\$0	\$0	\$0
Tax Base Growth Factor	1.0190	1.0070	1.0070	1.0070	1.0070	1.0070
PILOTs Receivable from Prior FYE	\$421,000	\$464,632	\$464,000	\$464,000	\$464,000	\$464,000
Tort Exclusion Amount Claimed in Prior FYE	\$0	\$0	\$0	\$0	\$0	\$0
Capital Levy for Prior FYE	\$681,204	\$599,454	\$499,922	\$436,955	\$368,562	\$143,457
Allowable Growth Factor	1.0200	1.0200	1.0150	1.0150	1.0150	1.0150
PILOTs Receivable for Current FYE	\$464,632	\$464,000	\$464,000	\$464,000	\$464,000	\$464,000
Available Carryover from Prior FYE	\$0	\$0	\$0	\$0	\$0	\$0
Total Levy Limit Before Adjustments and Exclusions	\$11,991,281	\$12,208,712	\$12,775,234	\$12,775,234	\$13,067,209	\$13,364,039
Exclusions						
Tax Levy Necessary for Expenditures Resulting from Tort Judgements Over 5%	\$0	\$0	\$0	\$0	\$0	\$0
Capital Levy for Current FYE	\$599,454	\$499,922	\$436,955	\$368,562	\$143,457	\$80,260
ERS contribution increase greater than 2%	\$0	\$0	\$0	\$0	\$0	\$0
TRS contribution increase greater than 2%	\$0	\$0	\$0	\$0	\$0	\$0
Total Exclusions	\$599,454	\$499,922	\$436,955	\$368,562	\$143,457	\$80,260
Tax Levy Limit, Adjusted For Transfers, Plus Exclusions	\$12,590,735	\$12,708,634	\$12,926,053	\$13,143,796	\$13,210,666	\$13,444,299
Total Tax Cap Reserve Amount Used to Reduce Current FYE Levy	\$0	\$0	\$0	\$0	\$0	\$0
Current FYE Proposed Levy, Net of Reserve	\$12,471,747	\$12,708,634	\$12,926,053	\$13,143,796	\$13,210,666	\$13,444,299
OR Current FYE Proposed Levy, Net of Reserve %	0.00%	0.00%	0.00%	0.00%	0.00%	0.00%
	2019	2020	2021	2022	2023	2024
CURRENT FYE PROPOSED LEVY, \$ entry	\$12,471,747	\$12,708,634	\$12,926,053	\$13,143,796	\$13,210,666	\$13,444,299
CURRENT FYE PROPOSED LEVY, % entry	\$0	\$0	\$0	\$0	\$0	\$0
CURRENT FYE PROPOSED LEVY, NET OF RESERVE %	1.90%	1.90%	1.71%	1.68%	0.51%	1.77%
TAX LEVY LIMIT %	2.87%	1.90%	1.71%	1.68%	0.51%	1.77%
DIFFERENCE BETWEEN TAX LEVY LIMIT AND PROPOSED LEVY	\$118,988	(\$0)	(\$0)	\$0	\$0	(\$0)
YEAR OVER YEAR CHANGE IN CURRENT FYE PROPOSED LEVY	\$232,411	\$236,887	\$217,419	\$217,743	\$66,870	\$233,633

Powered By:

FORECASTS
ANALYTICS

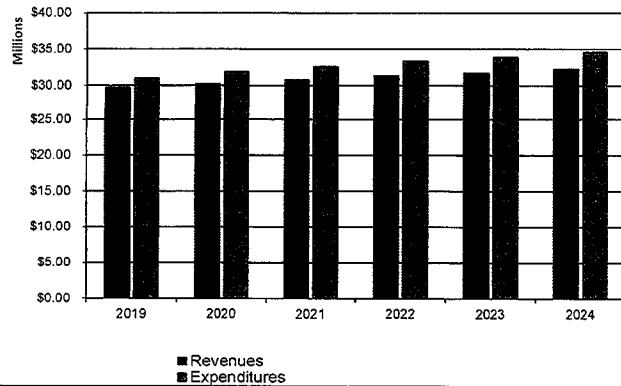
General (A) Fund | Summary

2019-2024 Forecast for Board of Education 9-19-18

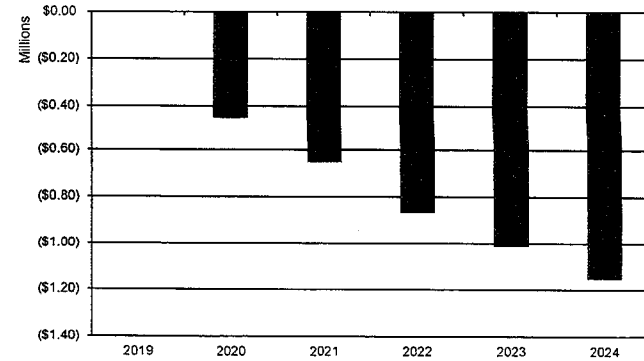
	BUDGET			REVENUE / EXPENDITURE PROJECTIONS							
	2019	2020	%Δ	2021	%Δ	2022	%Δ	2023	%Δ	2024	%Δ
REVENUE											
Local	\$13,293,279	\$13,529,974	1.78%	\$13,747,842	1.61%	\$13,966,043	1.59%	\$14,033,380	0.48%	\$14,267,489	1.67%
State	\$16,300,193	\$16,615,552	1.93%	\$16,937,264	1.94%	\$17,265,460	1.94%	\$17,600,272	1.94%	\$17,941,838	1.94%
Federal	\$20,000	\$20,000	0.00%	\$20,000	0.00%	\$20,000	0.00%	\$20,000	0.00%	\$20,000	0.00%
Transfers / Other	\$112,000	\$112,000	0.00%	\$112,000	0.00%	\$112,000	0.00%	\$112,000	0.00%	\$112,000	0.00%
TOTAL REVENUE	\$29,725,472	\$30,277,526	1.86%	\$30,817,106	1.78%	\$31,363,502	1.77%	\$31,765,652	1.28%	\$32,341,327	1.81%
EXPENDITURES											
Salary and Benefit Costs	\$19,717,870	\$20,433,996	3.63%	\$20,998,511	2.76%	\$21,578,653	2.76%	\$22,174,856	2.76%	\$22,787,562	2.76%
Other	\$11,309,402	\$11,446,456	1.21%	\$11,617,479	1.49%	\$11,801,812	1.59%	\$11,752,382	-0.42%	\$11,856,311	0.88%
TOTAL EXPENDITURES	\$31,027,272	\$31,880,452	2.75%	\$32,615,990	2.31%	\$33,380,465	2.34%	\$33,927,238	1.64%	\$34,643,873	2.11%
SURPLUS / DEFICIT											
	(\$1,301,800)	(\$1,602,926)		(\$1,798,884)		(\$2,016,963)		(\$2,161,586)		(\$2,302,546)	
Assigned Fund Balance*	\$1,120,000	\$1,000,000		\$1,000,000		\$1,000,000		\$1,000,000		\$1,000,000	
Assigned Reserves*	\$181,800	\$150,000		\$150,000		\$150,000		\$150,000		\$150,000	
Adjusted Surplus / Deficit	\$0	(\$452,926)		(\$648,884)		(\$866,963)		(\$1,011,586)		(\$1,152,546)	

* District Provided Information

Revenues vs. Expenditures



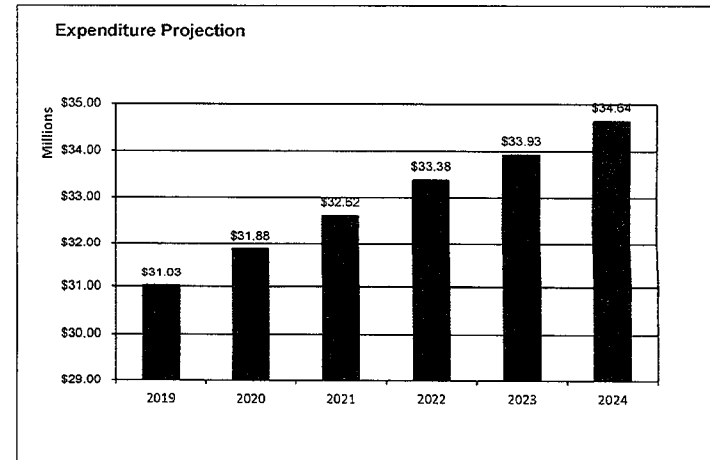
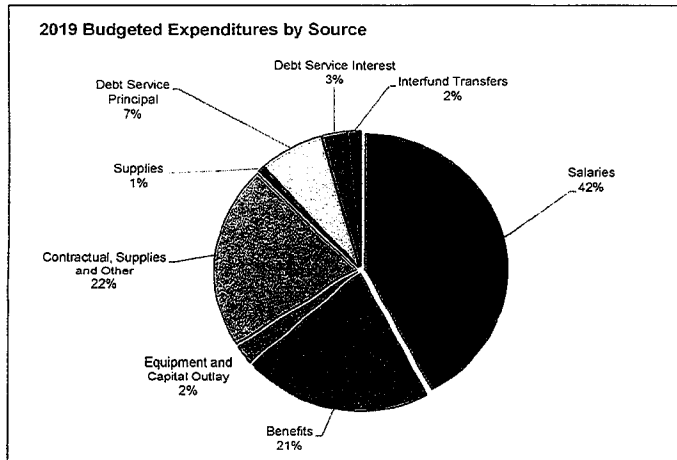
Surplus / Deficit



General (A) Fund | Expenditure Analysis

2019-2024 Forecast for Board of Education 9-19-18

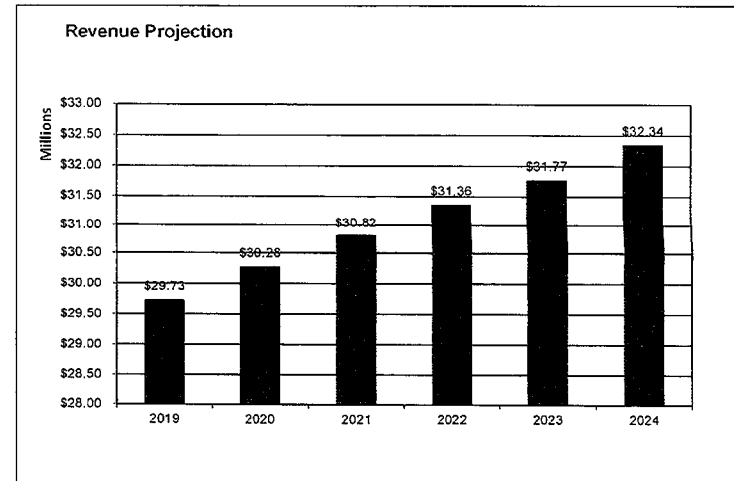
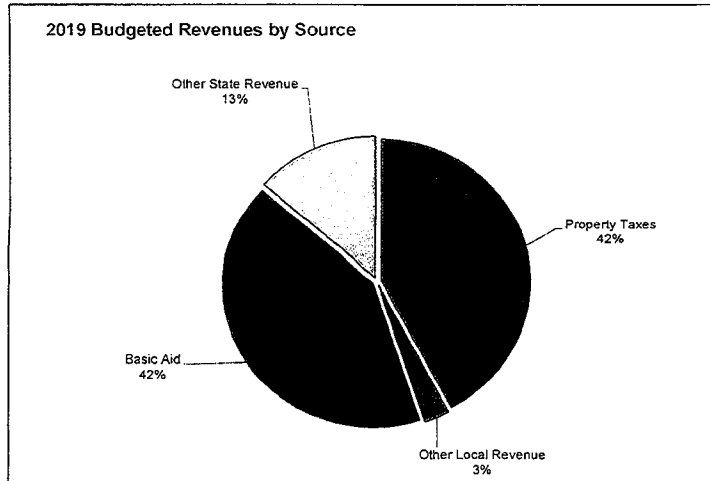
	BUDGET			EXPENDITURE PROJECTIONS							
	2019	2020	%Δ	2021	%Δ	2022	%Δ	2023	%Δ	2024	%Δ
Salaries	\$13,075,625	\$13,441,743	2.80%	\$13,777,786	2.50%	\$14,122,231	2.50%	\$14,475,286	2.50%	\$14,837,169	2.50%
Benefits	\$6,642,245	\$6,992,254	5.27%	\$7,220,725	3.27%	\$7,456,422	3.26%	\$7,699,569	3.26%	\$7,950,394	3.26%
TOTAL SALARIES & BENEFITS	\$19,717,870	\$20,433,996	3.63%	\$20,998,511	2.76%	\$21,578,653	2.76%	\$22,174,856	2.76%	\$22,787,562	2.76%
Equipment and Capital Outlay	\$694,000	\$698,670	0.67%	\$703,387	0.68%	\$708,151	0.68%	\$712,962	0.68%	\$717,822	0.68%
Contractual, Supplies and Other	\$6,787,210	\$6,939,278	2.24%	\$7,096,621	2.27%	\$7,259,422	2.29%	\$7,427,872	2.32%	\$7,602,168	2.35%
Supplies	\$212,800	\$214,828	0.95%	\$216,876	0.95%	\$218,945	0.95%	\$221,034	0.95%	\$223,145	0.95%
Debt Service Principal	\$2,270,064	\$2,320,085	2.20%	\$2,391,504	3.08%	\$2,473,133	3.41%	\$2,320,000	-6.19%	\$2,315,000	-0.22%
Debt Service Interest	\$863,028	\$791,295	-8.31%	\$726,791	-8.15%	\$659,861	-9.21%	\$588,213	-10.86%	\$515,876	-12.30%
Interfund Transfers	\$482,300	\$482,300	0.00%	\$482,300	0.00%	\$482,300	0.00%	\$482,300	0.00%	\$482,300	0.00%
TOTAL ALL OTHER	\$11,309,402	\$11,446,456	1.21%	\$11,617,479	1.49%	\$11,801,812	1.59%	\$11,752,382	-0.42%	\$11,856,311	0.88%
TOTAL EXPENDITURES	\$31,027,272	\$31,880,452	2.75%	\$32,615,990	2.31%	\$33,380,465	2.34%	\$33,927,238	1.64%	\$34,643,873	2.11%



General (A) Fund | Revenue Analysis

2019-2024 Forecast for Board of Education 9-19-18

	BUDGET			REVENUE PROJECTIONS							
	2019	2020	%Δ	2021	%Δ	2022	%Δ	2023	%Δ	2024	%Δ
LOCAL											
Property Taxes	\$12,471,747	\$12,708,634	1.90%	\$12,926,053	1.71%	\$13,143,796	1.68%	\$13,210,666	0.51%	\$13,444,299	1.77%
Other Local Revenue	\$821,532	\$821,340	-0.02%	\$821,789	0.05%	\$822,247	0.06%	\$822,714	0.06%	\$823,190	0.06%
TOTAL LOCAL REVENUE	\$13,293,279	\$13,529,974	1.78%	\$13,747,842	1.61%	\$13,966,043	1.59%	\$14,033,380	0.48%	\$14,267,489	1.67%
STATE											
Basic Aid	\$12,356,251	\$12,587,426	1.87%	\$12,823,065	1.87%	\$13,063,256	1.87%	\$13,308,088	1.87%	\$13,557,652	1.88%
Other State Revenue	\$3,943,942	\$4,028,126	2.13%	\$4,114,199	2.14%	\$4,202,204	2.14%	\$4,292,185	2.14%	\$4,384,186	2.14%
TOTAL STATE REVENUE	\$16,300,193	\$16,615,552	1.93%	\$16,937,264	1.94%	\$17,265,460	1.94%	\$17,600,272	1.94%	\$17,941,838	1.94%
TOTAL FEDERAL REVENUE	\$20,000	\$20,000	0.00%	\$20,000	0.00%	\$20,000	0.00%	\$20,000	0.00%	\$20,000	0.00%
OTHER FINANCING SOURCES	\$112,000	\$112,000	0.00%	\$112,000	0.00%	\$112,000	0.00%	\$112,000	0.00%	\$112,000	0.00%
TOTAL REVENUE	\$29,725,472	\$30,277,526	1.86%	\$30,817,106	1.78%	\$31,363,502	1.77%	\$31,765,652	1.28%	\$32,341,327	1.81%





JAMES FROIO
JORDAN-ELBRIDGE CSD
PO BOX 902
JORDAN, NY 13080

FINGERPRINT CLEARANCE

FOR EMPLOYMENT

This is a notice that on 08/30/2018, **GINA M MOTELL** filed his/her fingerprints with the New York State Education Department and has been cleared for employment in your school. Please note that this clearance is valid only for your school and may not be used for any other purpose, including but not limited to, employment at another school or institution. If your school no longer employs **GINA M MOTELL**, you are required pursuant to Education Law and Regulations to notify OSPRA. Such notice should be made by submitting an online employment termination request or by filing a paper OSPRA 105 form, which is available on the OSPRA website.

DEBORAH A. MARRIOTT
OSPRA Fingerprinting Unit

Office of School Personnel Review and Accountability
NYS Education Department
89 Washington Avenue
Albany, NY 12234
(518)473-2998 -- Fax (518)473-8812
OSPRA@mail.nysed.gov
www.highered.nysed.gov/tcert/ospra/

Close

Print

AGREEMENT

This is an Agreement between the Jordan-Elbridge Central School District (the “District”) and the Jordan-Elbridge Administrators’ Association (“JEAA”), collectively referred to herein as the “parties”.

The parties have met to discuss contractual language pertaining to health insurance in retirement and tuition free attendance for children of JEAA members.

The parties have reached an agreement on these matters and have set their understandings in writing, as follows:

1. Article X, Paragraph A of the JEAA collective bargaining agreement, as it pertains to eligibility for health insurance in retirement, provides:

In order to be eligible for health insurance upon retirement, the administrator must have been employed in the negotiating unit on a continuous basis for eight (8) years or more immediately preceding the effective date of retirement and have participated in the health insurance program as a member of the negotiating unit on a continuous basis for one (1) year or more immediately preceding the effective date of retirement.

2. The parties agree that as a condition to receiving health insurance in retirement, the bargaining unit member must retire from the NYS Teachers’ Retirement System and collect a pension.
3. The parties further agree that JEAA members residing outside of the District’s boundaries may elect to have their children attend school in the Jordan-Elbridge Central School District. A request to attend must be submitted in writing to the Superintendent no later than April 1 for the following academic school year. The Superintendent will make a final decision on the application no later than August

15. The Superintendent's decision will be final and not subject to review through the grievance and arbitration procedure. Tuition as established annually by the District for nonresident students, will be waived by the District for members of the JEAA.
4. The parties further agree that language will be added to their successor collective bargaining agreement to memorialize the agreements specified in in this Agreement.
5. This Agreement shall represent the full and complete agreement between the parties and no other subsequent grievances, administrative charges, claims, actions or proceedings of any kind whatsoever will be commenced regarding this matter.
6. This Agreement shall become effective upon appropriate execution by the parties.
7. No provision or provisions of this Agreement may be added to, deleted or modified in any manner unless in writing signed by all the parties hereto.
8. The parties hereby acknowledge that they had the opportunity to be advised by counsel, a union representative, or a labor relations specialist concerning this Agreement, that they have read this Agreement, that they fully understand its contents, and that they have executed the same and made the agreement provided herein voluntarily and of their own free will.
9. The parties agree that the invalidity or unenforceability of any provision hereto shall in no way affect the validity or enforceability of any other provision.

FOR THE DISTRICT:

DAVID GALLARO
PRESIDENT, Board of Education

DATED: _____

FOR JEAA:

DAVID SHAFER
PRESIDENT

DATED: _____